



International size reference: A

## ELECTRICAL CHARACTERISTICS

(typical values for cells stored for one year or less, at 25°C)

**Nominal capacity** 4.0Ah

(At 3 mA, +25°C, 2.0V cut off. The capacity restored by the cell varies according to current drain, temperature and cut off voltage.)

**Nominal voltage** 3.6V

**Maximum continuous current** 130mA

(For the fresh cell\* to get 50% of the nominal capacity at +25°C 2.0V cut off. Higher currents possible, consult EVE.)

**Maximum pulse capability:** Typical up to 180mA

(180mA/0.1 second pulse, drained every 2 min at 25°C from undischarged cells with 10uA base current, yield voltage readings above 3.0V. This data is based on the fresh battery\* performance, voltage readings may vary according to the pulse characteristics, the temperature, and the cell's previous history.

Fitting the cell with a Lithium-ion Battery Capacitor or a capacitor may be recommended in severe conditions, consult EVE.

**Storage** (recommended) +30°C max  
(for more severe condition consult EVE)

**Operating temperature range** -60°C / +85°C

(Operation at temperature different from ambient may lead to reduced capacity and lower voltage plateau readings.)

**Typical weight** 28g

\*Fresh cell/battery:

Defined as the cell or battery that stored at +25°C max. Within 3 months.

## ER18505

**Lithium-thionyl Chloride  
(Li-SOCl<sub>2</sub>) Battery**

### KEY FEATURES

- ✓ High and stable operating voltage
- ✓ High minimum voltage during pulsing
- ✓ Low self discharge rate (less than 1% after 1 year of storage at +25°C)
- ✓ Stainless steel container
- ✓ Hermetic glass-to-metal sealing
- ✓ Non-flammable electrolyte
- ✓ Restricted for transport(class 9)
- ✓ Compliant with IEC 60086-4 Safety standard and EN 60079-11 intrinsic safety standard
- UL Underwriters Laboratories (UL) Component Recognition (File Number MH28717)

### MAIN APPLICATIONS

- ✓ Utility metering
- ✓ Alarms and security devices
- ✓ Memory back-up
- ✓ Tracking systems
- ✓ Automotive electronics
- ✓ Professional electronics ... etc.

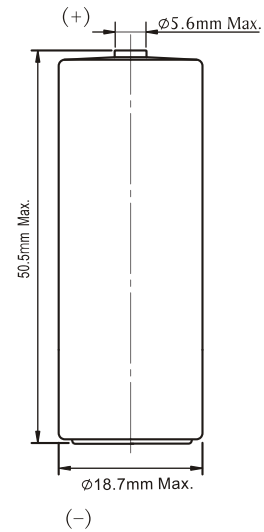
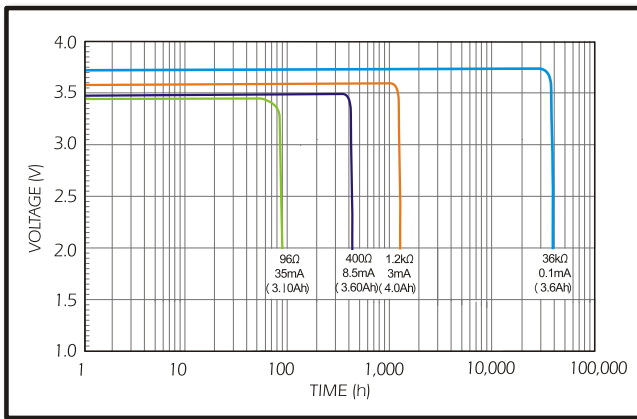
### WARNING:

Fire, explosion and severe burn hazard. Do not recharge, crush, disassemble, heat above 100°C, incinerate, or expose contents to water.

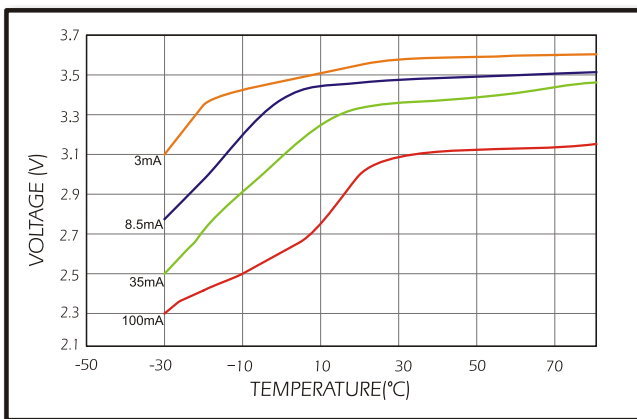
Do not solder directly to the cell, use tabbed cell instead.

# ER18505

## 1. Typical discharge profile at +25°C (Median value)



## 2. Voltage plateau versus Current and Temperature (at mid-discharge)

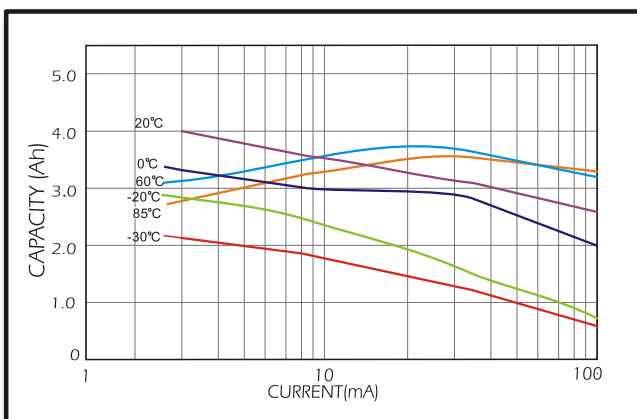


### AVAILABLE TERMINATIONS

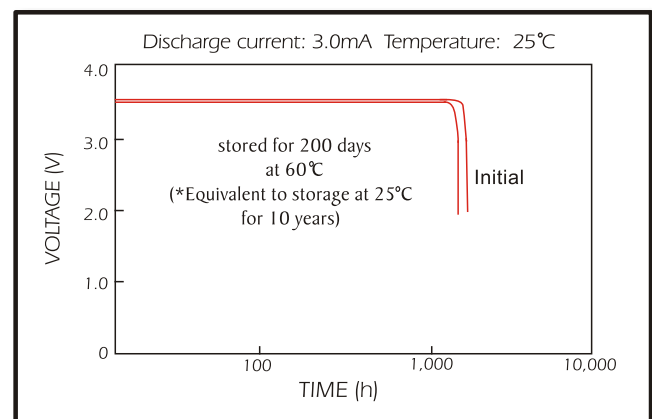
Suffix-/S Standard  
 Suffix-/T Solder Tabs  
 Suffix-/W Flying Leads

[View available terminations](#)

## 3. Capacity versus Current and Temperature (2.0V cut off)



## 4. STORAGE CHARACTERISTICS



### Attention:

Information in this document is subject to change without notice. Any representations in this document concerning performance are for informational purpose only. This document becomes contractual only after written confirmation by EVE.

EVE ENERGY CO., LTD.

Address: EVE Industrial Park, XiKeng Industrial zone, Huihuan Town, Huizhou, Guangdong, China

Operator: (86-752)260 6966 Fax: (86-752)260 6033

<http://www.evebattery.com> Email: [sales@evebattery.com](mailto:sales@evebattery.com)

Latest version can be downloaded from the EVE website

Dec 2015