



| | |
|----------------|------------|
| Test Engineer: | Lu Herong |
| Date: | 2020-11-17 |

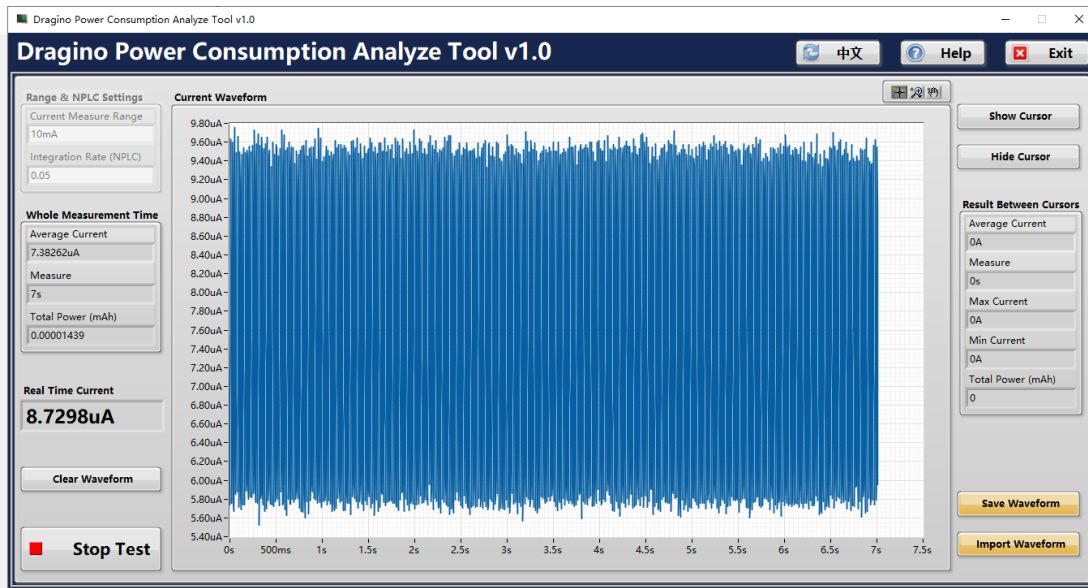
目录

| | |
|---|----|
| 1. EU868 Power consumption test results | 4 |
| 1.1 Deep Sleep | 4 |
| 1.2 Watchdog power | 5 |
| 1.3 DR=0, TXP=0 | 6 |
| 1.4 DR=5, TXP=0 | 7 |
| 2. US915 Power consumption test results | 8 |
| 2.1. Deep Sleep | 8 |
| 2.2. Watchdog power | 9 |
| 2.3. DR=0, TXP=0 | 9 |
| 2.4. DR=3, TXP=0 | 10 |

1. EU868 Power consumption test results

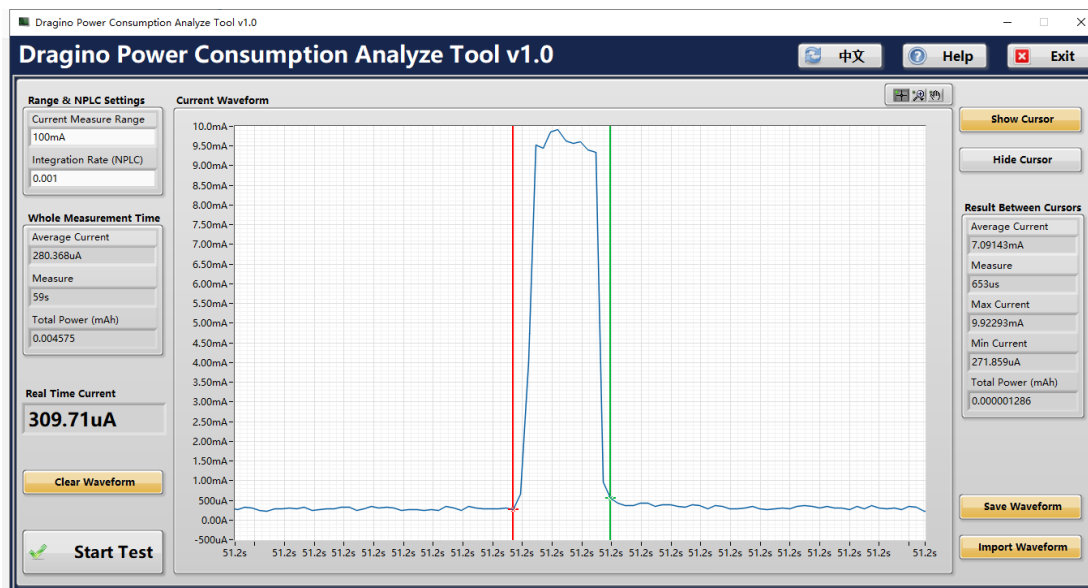
1.1 Deep Sleep

Average: $9\mu\text{A}=0.009\text{mA}$



1.2 Watchdog power

Max 9.92293mA Average 7.09143mA in 653us for every 18 seconds (watchdog period)



1.3 DR=0,TXP=0

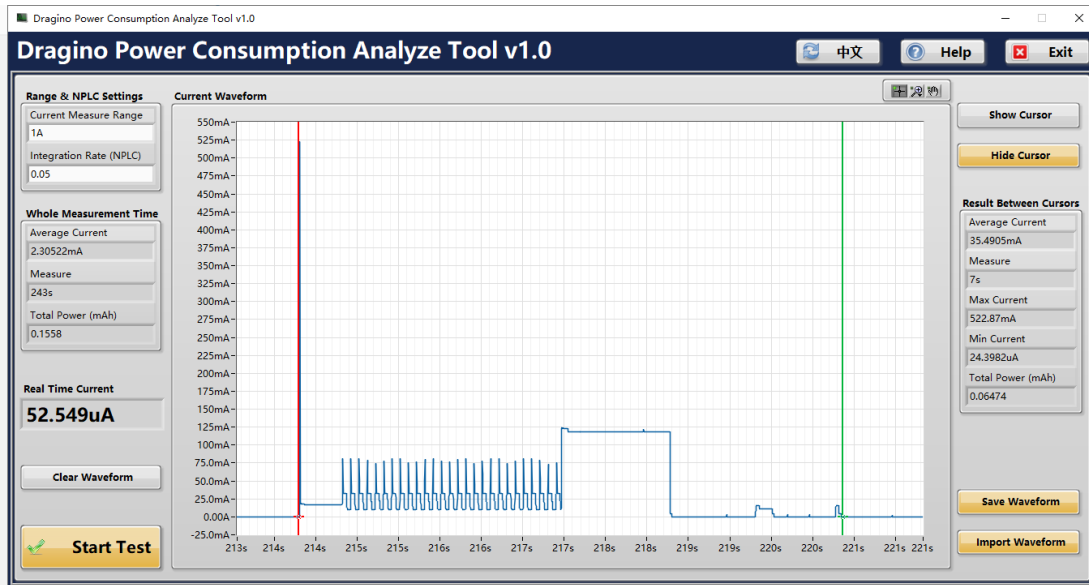
Send packet

Transmit: 7s

Average Current in transmit time: 35.4905mA

The total current to send a packet is

$$35.4905\text{mA} * 7\text{s} = 248.4335\text{mA*s}$$



Analyze Result

With Above test result and battery info, we can estimate the battery life.

For example, if we set the device to a sensor node with DR=0, an uplink will be sent every hour., Transmit one uplink every one hour.

The average current for the end node composed of:

- ✓ Deep Sleep Mode Power Consumption in one period : $0.009\text{mA} * 60 * 60\text{s} = (32.4\text{mA*s})$
- ✓ Watch Dog Current Power Consumption in one period : $0.000653 \text{ s} * 7.1\text{mA} * (60 * 60\text{s} / 18\text{s}) = (0.000023\text{mA} * \text{s})$
- ✓ Sampling & Uplink & Downlink Power Consumption Power Consumption in one period. $248.4335 \text{ mA} * \text{s}$

$$\text{Current is : } (32.4\text{mA*s} + 0.000023\text{mA*s} + 248.4335 \text{ mA*s}) / (60 * 60\text{s}) = 0.07801\text{mA}.$$

The battery used in LDD575 is 4000mAh and of stable voltage in the most of life. With considering a max 2% discharge rate from the battery spec. So the battery life is y. so $4000(1 - 2\%*y) = 0.07801\text{mA} * 24 * 365 * y$

$$\text{So } 4000 - 80*y = \text{AV_CURRENT} * 8760 * y$$

$$\text{So } 4000 = (\text{AV_CURRENT} * 8760 + 80) * Y$$

$$\text{So } Y = 4000 / (\text{AV_CURRENT} * 8760 + 80) = 4000 / (0.07801 * 8760 + 80) = 5.2(\text{Years})$$

1.4 DR=5,TXP=0

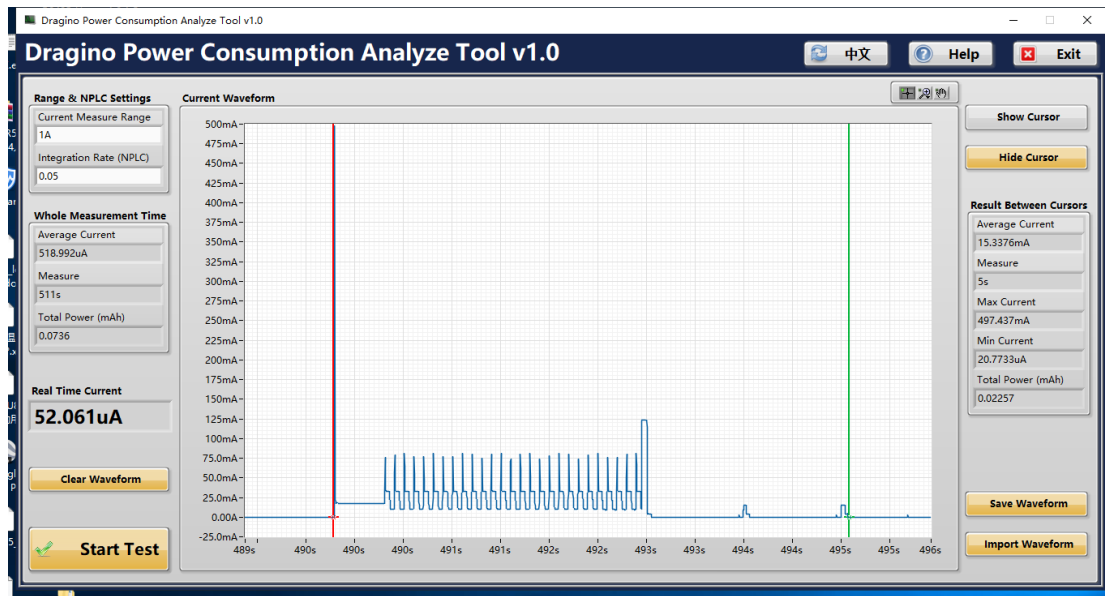
Send packet

Transmit: 5s

Average Current in transmit time: 15.3376mA

The total current to send a packet is

$$15.3376\text{mA} * 5\text{s} = 76.688\text{mA*s}$$



Analyze Result

With Above test result and battery info, we can estimate the battery life.

For example, if we set the device to a sensor node with DR=5, an uplink will be sent every hour.,
Transmit one uplink every one hour.

The average current for the end node composed of:

- ✓ Deep Sleep Mode Power Consumption in one period : $0.009\text{mA} * 60 * 60\text{s} = (32.4\text{mA*s})$
- ✓ Watch Dog Current Power Consumption in one period : $0.000653 \text{ s} * 7.1\text{mA} * (60 * 60\text{s} / 18\text{s}) = (0.000023\text{mA} * \text{s})$
- ✓ Sampling & Uplink & Downlink Power Consumption Power Consumption in one period.
 $76.688 \text{ mA} * \text{s}$

$$\text{Current is : } (32.4\text{mA*s} + 0.000023\text{mA*s} + 76.688 \text{ mA*s}) / (60 * 60\text{s}) = 0.0303\text{mA}.$$

The battery used in LDD575 is 4000mAh and of stable voltage in the most of life. With considering a max 2% discharge rate from the battery spec. So the battery life is y. so

$$4000(1 - 2\%*y) = 0.0303\text{mA} * 24 * 365 * y$$

$$\text{So } 4000 - 80*y = \text{AV_CURRENT} * 8760 * y$$

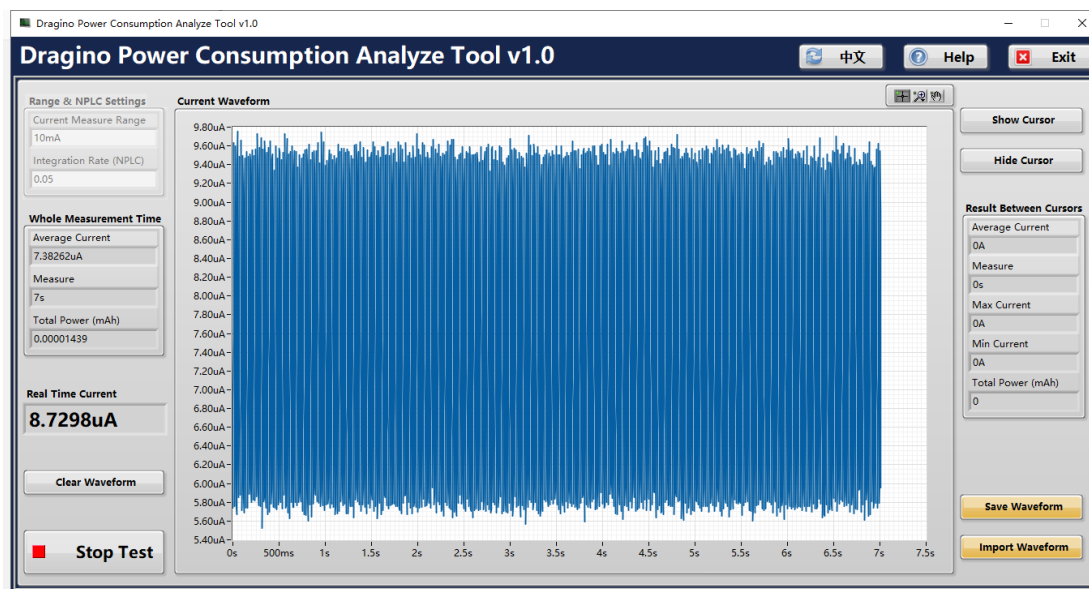
$$\text{So } 4000 = (\text{AV_CURRENT} * 8760 + 80) * Y$$

$$\text{So } Y = 4000 / (\text{AV_CURRENT} * 8760 + 80) = 4000 / (0.0303 * 8760 + 80) = 11.5(\text{Years})$$

2. US915 Power consumption test results

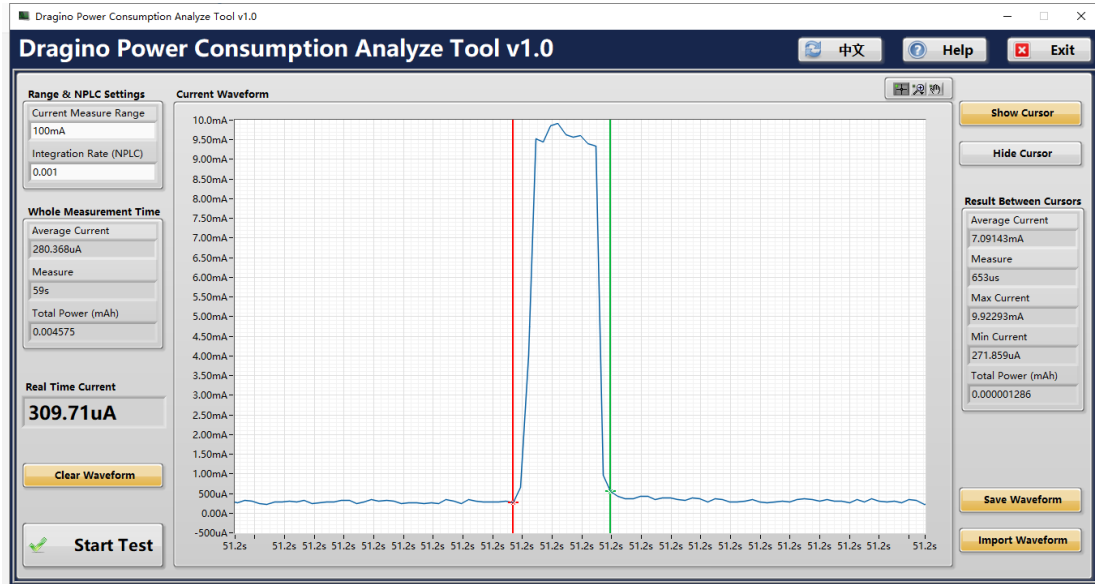
2.1. Deep Sleep

Average: 9uA=0.009mA



2.2. Watchdog power

Max 9.92293mA Average 7.09143mA in 653us for every 18 seconds (watchdog period)



2.3. DR=0,TXP=0

Send packet

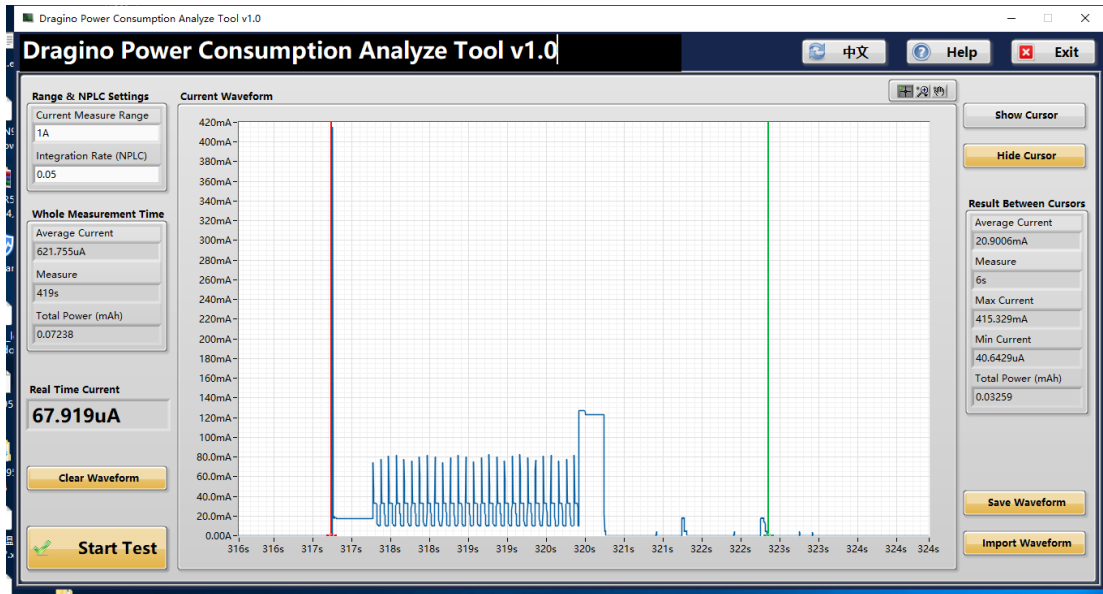
Transmit: 6s

Average Current in transmit time: 20.9006mA

The total current to send a packet is

Dragino LoRa-LDSS75 Sensor Node Power Test Report

$$20.9006\text{mA} * 6\text{s} = 125.4036\text{mA*s}$$



Analyze Result

With Above test result and battery info, we can estimate the battery life.

For example, if we set the device to a sensor node with DR=0, an uplink will be sent every hour, Transmit one uplink every one hour.

The average current for the end node composed of:

- ✓ Deep Sleep Mode Power Consumption in one period : $0.009\text{mA} * 60 * 60\text{s} (32.4\text{mA*s})$
- ✓ Watch Dog Current Power Consumption in one period : $0.000653 \text{ s} * 7.1\text{mA} * (60 * 60\text{s} / 18\text{s}) = (0.000023\text{mA} * \text{s})$
- ✓ Sampling & Uplink & Downlink Power Consumption Power Consumption in one period. **125.4036 mA * s**

$$\text{Current is } : (32.4\text{mA*s} + 0.000023\text{mA*s} + 125.4036 \text{ mA*s}) / (60 * 60\text{s}) = 0.0438\text{mA}.$$

The battery used in LDD575 is 4000mAh and of stable voltage in the most of life. With considering a max 2% discharge rate from the battery spec. So the battery life is y. so $4000(1 - 2\%*y) = 0.0438\text{mA} * 24 * 365 * y$

$$\text{So } 4000 - 80*y = \text{AV_CURRENT} * 8760 * y$$

$$\text{So } 4000 = (\text{AV_CURRENT} * 8760 + 80) * Y$$

$$\text{So } Y = 4000 / (\text{AV_CURRENT} * 8760 + 80) = 4000 / (0.0438 * 8760 + 80) = 8.6(\text{Years})$$

2.4. DR=3, TXP=0

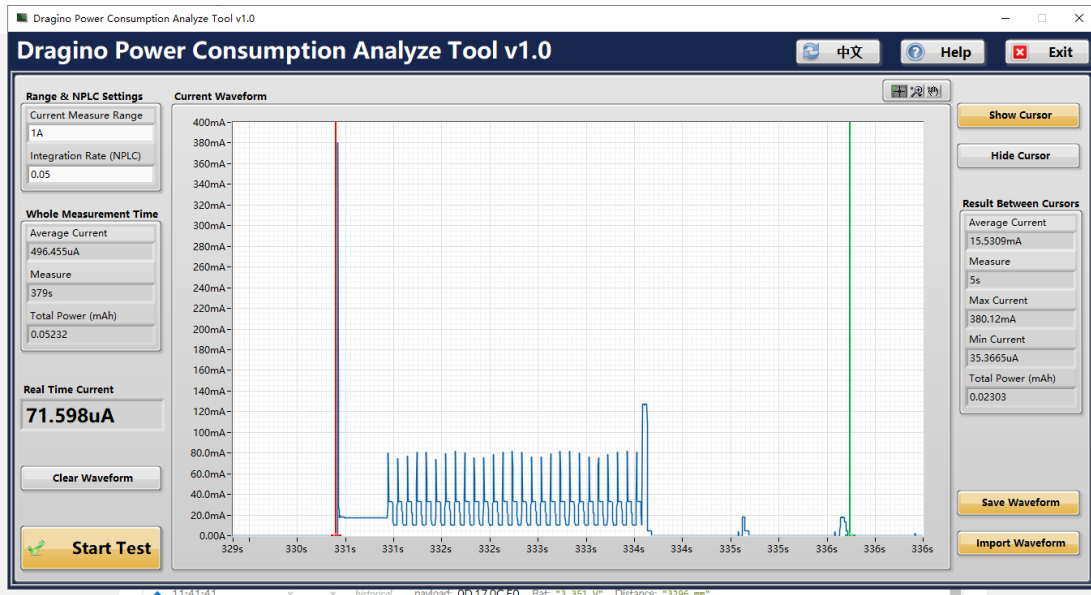
Send packet

Transmit: 5s

Average Current in transmit time: 15.5309mA

The total current to send a packet is

$$15.5309\text{mA} * 5\text{s} = 77.6545\text{mA} * \text{s}$$



Analyze Result

With Above test result and battery info, we can estimate the battery life.

For example, if we set the device to a sensor node with DR=3, an uplink will be sent every hour, Transmit one uplink every one hour.

The average current for the end node composed of:

- ✓ Deep Sleep Mode Power Consumption in one period : $0.009\text{mA} * 60 * 60\text{s} (32.4\text{mA} * \text{s})$
- ✓ Watch Dog Current Power Consumption in one period : $0.000653 \text{ s} * 7.1\text{mA} * (60 * 60\text{s} / 18\text{s}) = (0.000023\text{mA} * \text{s})$
- ✓ Sampling & Uplink & Downlink Power Consumption Power Consumption in one period. **77.6545 mA * s**

Current is : $(32.4\text{mA} * \text{s} + 0.000023\text{mA} * \text{s} + 77.6545 \text{ mA} * \text{s}) / (60 * 60\text{s}) = 0.03057\text{mA}.$

The battery used in LDD575 is 4000mAh and of stable voltage in the most of life. With considering a max 2% discharge rate from the battery spec. So the battery life is y, so

$$4000(1 - 2\% * y) = 0.03057\text{mA} * 24 * 365 * y$$

$$\text{So } 4000 - 80 * y = \text{AV_CURRENT} * 8760 * y$$

$$\text{So } 4000 = (\text{AV_CURRENT} * 8760 + 80) * Y$$

$$\text{So } Y = 4000 / (\text{AV_CURRENT} * 8760 + 80) = 4000 / (0.03057 * 8760 + 80) = 11.5(\text{Years})$$